



Dear Future Student,

Thank you for your interest in the Wilmington University Masters in Homeland Security Program. Admission to the degree program is a two-step process. First, all admissions materials must be completed and on file in the Office of Admissions. Second, after receipt of these completed items, candidates for admission may be invited to interview based upon an evaluation of the documentation. Successful completion of these two steps results in admission to the University and the Masters in Homeland Security Program.

The following items must be submitted:

- Application for Graduate Admission
- A copy of your current resume
- A statement of career goals
- **Official** academic transcript(s) with degree conferral indicated

For additional information about document submission, please refer to the website.

Any questions that you have concerning the admissions process should be directed to Graduate Admissions: Laura Sanbuichi (302)356-6968 or Rebecca Lawton (302) 295-1142. Please feel welcomed to contact us if you have any questions concerning the program.

Sincerely,

Joseph P. Aviola
Assistant Professor and Program Chair
Administration of Justice and Homeland Security Programs

apply

application for
graduate
admission

contact us

Office of Graduate Admissions

31 Reads Way | New Castle, DE 19720
(302) 356-INFO (4636)



wilmu.edu



1-877-967-5464



WILMINGTON
UNIVERSITY

application for graduate admission

It's easy to fill out this application online!
Visit: wilmu.edu/ApplyOnline 

Wilmington University is fully accredited by the Middle States Association of Colleges and Secondary Schools. Wilmington University admits students of any race, creed, and national or ethnic origin. Return this application with a check made payable to Wilmington University for the non-refundable **application fee of \$35**. Information for all sites concerning campus security programs, recommended personal safety practices, the authority of University Safety Officers, campus disciplinary procedures, and campus crime statistics for the most recent three year period can be found online at wilmu.edu/Security or may be requested from University Safety at (302) 356-6921.

admissions information

Today's Date _____

Social Security Number		Date of Birth (MM/DD/YYYY)	
Name			
First	Middle	Last/Family	
Other name which may appear on transcripts:			
U.S. Address			
Number and Street		Apartment No.	
City	State	Zip Code	
Home Phone	Cell Phone	Email Address	
Emergency Contact	Relationship	Phone Number ()	

Have you ever been convicted of a felony? ☐ Yes ☐ No *If yes, please attach a description outlining the type of offense, the circumstances of the offense, and the date you were convicted.*
Any student accused of a felony, misdemeanor, or DUI offense while attending Wilmington University must report it to the Vice President of Student Affairs within seventy-two (72) hours of arrest or being charged.

Do you have any pending charges? ☐ Yes ☐ No *If yes, please provide the following in a typed document: type of offense, circumstances, date, county, state, and jurisdiction of the offense.*

Expected Entrance Term	<input type="checkbox"/> Fall I	<input type="checkbox"/> Fall II	<input type="checkbox"/> Spring I	<input type="checkbox"/> Spring II	<input type="checkbox"/> Summer I	<input type="checkbox"/> Summer II
Expected Entrance Year	<input type="checkbox"/> 2013	<input type="checkbox"/> 2014				
Initial Status	<input type="checkbox"/> New Student <input type="checkbox"/> Transfer <input type="checkbox"/> Return After One Year <input type="checkbox"/> Re-Entry (Graduate of Wilmington University)					
	<input type="checkbox"/> Certification Only <input type="checkbox"/> Continuing Education (non degree-seeking)					
Enrollment Type	<input type="checkbox"/> Full-Time <input type="checkbox"/> Part-Time					
Previously Applied	<input type="checkbox"/> Yes <input type="checkbox"/> No Previously Attended <input type="checkbox"/> Yes <input type="checkbox"/> No					
Access Location	DELAWARE <input type="checkbox"/> Wilson Graduate Center <input type="checkbox"/> Brandywine <input type="checkbox"/> Dover <input type="checkbox"/> Dover Air Force Base <input type="checkbox"/> Georgetown <input type="checkbox"/> Middletown					
	NEW JERSEY <input type="checkbox"/> Burlington County College <input type="checkbox"/> Cumberland County College <input type="checkbox"/> Joint Base McGuire-Dix-Lakehurst					
	MARYLAND <input type="checkbox"/> Cecil College					
	<input type="checkbox"/> Online					
Attendance Type	<input type="checkbox"/> Day <input type="checkbox"/> Evening <input type="checkbox"/> Day and Evening <input type="checkbox"/> Online <input type="checkbox"/> Other:					
Gender	<input type="checkbox"/> Male <input type="checkbox"/> Female					
Military Status	<input type="checkbox"/> Active Duty <input type="checkbox"/> National Guard <input type="checkbox"/> Reserves <input type="checkbox"/> Veteran <input type="checkbox"/> Not Applicable					
Military Branch	<input type="checkbox"/> Air Force <input type="checkbox"/> Army <input type="checkbox"/> Coast Guard <input type="checkbox"/> Marine Corps <input type="checkbox"/> Navy					
Employment Status	<input type="checkbox"/> Full-Time <input type="checkbox"/> Part-Time <input type="checkbox"/> Self-Employed <input type="checkbox"/> Unemployed <input type="checkbox"/> Other:					

Ethnicity

☐ Hispanic of any race

☐ Nonresident Alien

For Non-Hispanics Only

☐ American Indian or Alaskan Native

☐ Asian

☐ Black or African American

☐ Native Hawaiian or Other Pacific Islander

☐ White

☐ Two or more races

☐ Race & Ethnicity Unknown

Are you a citizen of the United States? ☐ Yes ☐ No If No, complete the information below.

Residency Status ☐ Permanent Resident/Green Card Holder (submit copy)

All International Students must comply with the Bureau of Citizenship and Immigration Services regulations. Please contact the International Student Contact at the Wilson Graduate Center for a complete listing of all materials required for International Student Admissions.

Country of CitizenshipCountry of Birth

International Address

Will you require an F-1 visa to study at Wilmington University? ☐ Yes ☐ No

Are you transferring from another college in the United States? ☐ Yes ☐ No

What type of visa do you have?

- ☐ F-1 (Student in Academic Program)
- ☐ H-4 (Spouse or Child of H-1)
- ☐ R-1 (Religious Worker)
- ☐ F-2 (Spouse or Child of F-1)
- ☐ A-1 (Ambassador, Diplomat or Immediate Family)
- ☐ R-2 (Spouse or Child of R-1)
- ☐ J-1 (Exchange Student)
- ☐ A-2 (Foreign Government Official or Immediate Family)
- ☐ Other
- ☐ H-1 (Temporary Worker)
- ☐ B-2 (Business Visitor)

Do you plan to apply for Financial Aid? ☐ Yes ☐ No

If yes, please visit www.wilmu.edu/FinancialAid for Financial Aid support and planning.

previous academic information

List all colleges/universities previously attended. List undergraduate experience first, then graduate. Please list professional schools and certifications last. Please have official transcripts from all institutions listed below forwarded directly from the school to Wilmington University.

INSTITUTION	CITY/STATE	DATES ATTENDED	CREDITS EARNED	DEGREE EARNED
1.				
2.				
3.				
4.				

Academic Awards

Have you ever been suspended or dismissed from any college/university? ☐ Yes ☐ No







If yes, please describe

program of study (select one)

☐ Non-Degree

BUSINESS








Master of Business Administration (M.B.A.)

- ☐ Business Administration 
- ☐ MBA: Accounting
- ☐ MBA: Environmental Sustainability 
- ☐ MBA: Finance
- ☐ MBA: Health Care Administration 
- ☐ MBA: Homeland Security 
- ☐ MBA: Management Information Systems 
- ☐ MBA: Marketing Management
- ☐ MBA: Organizational Leadership 

Master of Science (M.S.)

- ☐ Accounting

Master of Science in Management (M.S.M.)

- ☐ Management 
- ☐ Management: Health Care Administration 
- ☐ Management: Homeland Security 
- ☐ Management: Human Resource Management 
- ☐ Management: Management Information Systems
- ☐ Management: Marketing Management 
- ☐ Management: Military Leadership
- ☐ Management: Organizational Leadership 
- ☐ Management: Public Administration
- ☐ Management: Sports Management 

Doctor of Business Administration (D.B.A.)

- ☐ Business Administration 

Certificate of Advanced Study











- ☐ Finance
- ☐ Management Information Systems

EDUCATION

Master of Arts in Teaching (M.A.T.)

- ☐ Secondary Teaching: Grades 7–12
- ☐ Secondary Teaching: Grades 7–12 (Non-Certified)

Master of Education (M.Ed.)

- ☐ Applied Technology in Education 
- ☐ Career and Technical Education: Administrative Program 
- ☐ Career and Technical Education: Certification Program 
- ☐ Career and Technical Education: Instructional Program 
- ☐ Elementary Education: Grades K–6
- ☐ Elementary Studies (Non-Certified)
- ☐ Special Education
- ☐ Special Education (Non-Certified)
- ☐ Special Education (Administrative)
- ☐ ESOL Literacy 
- ☐ Instruction: Gifted and Talented 
- ☐ Instruction: Teaching and Learning 
- ☐ Instruction: Teacher of Reading (Birth–Grade 2) 
- ☐ Instruction: Teacher of Reading (Grades 3–6) 
- ☐ Instruction: Teacher of Reading (Grades 7–12) 
- ☐ Reading
- ☐ Reading/ESOL Literacy
- ☐ Elementary and Secondary School Counseling
- ☐ School Counseling (Non-Certified)
- ☐ School Leadership
- ☐ Special Education
- ☐ Special Education (Non-Certified)
- ☐ Special Education (Administrative)
- ☐ Course of Study in Education (Non-Degree)

Certificate of Advanced Study

- ☐ Applied Technology in Education 
- ☐ Advanced Study for School Administration

Doctor of Education (Ed.D.)




- ☐ Innovation and Leadership: Educational Leadership
- ☐ Innovation and Leadership: Organizational Leadership
- ☐ Innovation and Leadership: Higher Education Leadership 

HEALTH PROFESSIONS

RN License # exp.

State


Master of Science in Nursing (M.S.N.)

- ☐ Adult/Gerontology Nurse Practitioner
- ☐ Family Nurse Practitioner
- ☐ Nursing Leadership: Educator 
- ☐ Nursing Leadership: Executive Practice 
- ☐ Nursing Leadership: Legal Nurse Consultant 

Doctor of Nursing Practice (D.N.P.)

- ☐ Nursing Practice

Post-MSN Certificate


- ☐ Adult/Gerontology Nurse Practitioner
- ☐ Family Nurse Practitioner
- ☐ Nursing Educator
- ☐ Nursing Executive
- ☐ Legal Nurse Consultant 

Dual Degree M.S.N.

- ☐ M.S.N. with M.S.M. in Health Care Administration
- ☐ M.S.N. with M.B.A. in Health Care Administration

SOCIAL AND BEHAVIORAL SCIENCES

Master of Science (M.S.)



- ☐ Administration of Human Services 
- ☐ Administration of Justice 
- ☐ Administration of Justice: Criminal Behavior 
- ☐ Administration of Justice: Homeland Security 
- ☐ Administration of Justice: Leadership and Administration 
- ☐ Clinical Mental Health Counseling
- ☐ Homeland Security: Information Assurance 
- ☐ Homeland Security: Organizational Leadership 
- ☐ Homeland Security: Safety and Security 
- ☐ Homeland Security: Military Leadership

Post-Master's Certificates

- ☐ Child and Family Counseling
- ☐ Homeland Security 
- ☐ Mental Health Counseling

TECHNOLOGY

Master of Science (M.S.)

- ☐ Information Systems Technologies: Corporate Training Skills 
- ☐ Information Systems Technologies: Information Assurance 
- ☐ Information Systems Technologies: Internet and Web Page Design
- ☐ Information Systems Technologies: Management and Management Information Systems



Degree program also
available **100% online**

contact and employer information

1.

Current Employer

Telephone

Address

Position

From

To

2.

Previous Employer

Telephone

Address

Position

From

To

survey

Wilmington University wants to help you achieve your educational goals. Your answers to this survey will assist us in understanding our students and their needs and will be kept confidential. Thank you for taking the time to complete this survey.

What is your reason for choosing Wilmington University?

- ☐ Location
- ☐ Cost/Affordability
- ☐ Programs
- ☐ Other

Has either your mother or father completed a four-year college (bachelor's) degree? ☐ Yes ☐ No

How many hours per week do you plan to work while attending Wilmington University?

- ☐ None
- ☐ 1-10
- ☐ 11-20
- ☐ 21-30
- ☐ 31-40
- ☐ 41 or more

Do you plan on earning a degree at Wilmington University?

- ☐ Yes
- ☐ No

If you do not plan to earn a degree at Wilmington University, please indicate if you are taking courses for:

- ☐ Transfer to another institution
- ☐ Personal interest/enrichment
- ☐ Career exploration
- ☐ Specific career-related skills or knowledge
- ☐ Other

Of all the colleges you considered, would you describe Wilmington University as your:

- ☐ 1st choice
- ☐ 2nd choice
- ☐ 3rd choice
- ☐ 4th choice or lower

What type of school did you attend most recently before entering Wilmington University?

- ☐ High School
- ☐ Vocational/Technical School
- ☐ Other
- ☐ 2-Year College
- ☐ 4-Year College or University

How do you plan on funding your education at Wilmington University? (Check all that apply.)

- ☐ Parents/Family
- ☐ Employer tuition remission
- ☐ Scholarships
- ☐ Student Loans (Perkins, Federal Direct, etc.)
- ☐ Other Loans
- ☐ Employment
- ☐ Personal Savings
- ☐ Spouse's Income
- ☐ Social Security Benefits
- ☐ Veteran's Benefits

Which of the following factors influenced your decision to apply to Wilmington University? (Check all that apply.)

- ☐ Academic reputation of the University
- ☐ Cost
- ☐ Availability of my major
- ☐ Availability of financial aid
- ☐ Location
- ☐ Advice of parents or relatives
- ☐ Size
- ☐ Advice of high school counselors or teachers
- ☐ Open admissions
- ☐ Contact with University representatives
- ☐ Advice of someone who attends (or attended) the University

How did you first learn about Wilmington University? (Check all that apply.)

- ☐ Friend/Relative
- ☐ Guidance Counselor
- ☐ College Fair or Event
- ☐ Letter in the Mail
- ☐ Advertisement
- ☐ Alumni
- ☐ Recruiter
- ☐ Email
- ☐ Internet Search
- ☐ Billboard
- ☐ Print Ad
- ☐ Television Ad
- ☐ Online Ad
- ☐ Radio Ad
- ☐ Other

1 Submit your WilmU Application for Graduate Admission, including statement of goals, completed and signed, along with the \$35 application fee to the Admissions/site office.

Mail to:
Graduate Admissions
31 Reads Way
New Castle, DE 19720

2 Have official transcripts from all previously attended accredited institutions of higher education sent directly from the institution to the Graduate Admissions Office at the address above.

3 Applicants for the Doctor of Business Administration, Doctor of Education, Doctor of Nursing Practice, M.S. in Clinical Mental Health Counseling, and M.S. in Nursing programs must submit recommendations before consideration for admission.

4 Interview or attend a Program Planning Conference with a Graduate Admissions Associate or Faculty Coordinator.

5 Complete a writing assessment, as defined by the appropriate academic department.

? Questions?
Contact the Office of Graduate Admissions at (302) 356-INFO (4636).

I understand that in the course of my association with Wilmington University, I will be given the opportunity to participate in many college activities, including practicum, internships, field trips, and special events. I hereby agree to assume all risks of injury, loss or damage to my person or property, while engaged in the aforementioned activities or in going to or returning from same.

I understand that Wilmington University has the authority to withdraw my privilege of admission, enrollment, and/or graduation for academic, disciplinary, legal or other reasons deemed sufficient.

I understand that inappropriate, harmful, and/or illegal activity is not permitted on the premises of Wilmington University. I give Wilmington University permission to define such behavior. Such behavior will be addressed at the discretion of Wilmington University and, if deemed necessary, be reported to legal authorities, employers, and/or professional organizations. I understand that this type of behavior may result in immediate expulsion.

I understand that it is my responsibility to read and comply with the policies and procedures outlined in the Wilmington University Student Handbook. To download a copy of the Wilmington University student handbook visit wilmu.edu/studentlife/handbook.

In accordance with the Family Educational Rights and Privacy Act, students have the following rights: 1) Right to inspect and review student's record; 2) Right to seek amendments to record; 3) Right to consent to disclosure; and 4) Right to file a complaint. These four rights are fully defined in the University catalog and/or on the University website.

Wilmington University is authorized to disclose student information without consent when information is designated as "Directory Information" in the following situations: to school officials with legitimate educational interest; to an alleged victim of a crime of violence; to officials of another institution where students seek to enroll; when Comptroller General of the United States, Secretary of Education, and/or state or local educational authorities requests student information; in connection with financial aid for which student has applied; to accrediting agencies; to comply with judicial order or subpoena; and in connection with a health or safety emergency. For a complete list of the items that are considered "Directory Information" please consult the University catalog or the University website.

Please note that all applicants for the College of Education, if accepted, will be required, pursuant to Delaware law, to submit to a federal and state criminal background check and a Child Protection (Abuse) Registry check prior to any student teaching placement. Negative or adverse criminal history or listing on any such registry may cause the student to be denied a student teaching placement. A student teaching placement is one of the necessary requirements for an Education Certificate. Your agreement to this application acknowledges that you are aware of and understand this condition.

We, the signatories to this application, understand the financial obligations associated with the admission to and enrollment in Wilmington University and assume responsibility for full payment of all fees. We understand the University's withdrawal and refunds policy.

I have enclosed the required non-refundable **application fee of \$35**.

I agree and authorize Wilmington University to publish, for public relations purposes, any photograph(s) in which I appear. I agree that all of the information provided above has been answered fully and correctly. Omission or falsification of information may be grounds for dismissal.

Date

Applicant's Signature

Parent/Guardian Signature (if applicant is a minor)

