



INSTRUCTIONS FOR COMPLETING THE MSN – NURSING LEADERSHIP
APPLICATION

Checklist of all application items:

- Application for Graduate Admission
- Non-Refundable Application Fee
- Current RN Licensure. Electronic copies are acceptable.

Applicants may register for courses at this time.

Please register for one of the following courses:

MSN 6500 Leadership Roles for Advanced Nursing Practice **OR**
MSN 6501 Advancement of Nursing Science

The following steps may be completed after you have registered for courses.

- Official Transcripts- must reflect completion of the B.S.N degree and all graduate degrees and/or course work and must be submitted in a sealed envelope
- Writing Assessment (Holistic score must be 3/6 or above). Must be completed prior to completion of the fourth course.
- An email notification with instructions as to how to attain the writing assessment will be sent upon completion of all application documents

Applicants will be contacted by a representative of the Graduate Nursing office for the purpose of arranging a planning conference with the Program Chair.

The completed application may be completed online or may also be mailed to the address below.

All documents should be mailed to:

Wilmington University
Office of Graduate Admissions
31 Read's Way
New Castle, DE 19720

Please direct any questions to the Graduate Nursing Office at 302-356-2480.

apply


application for
graduate
admission

contact us

Office of Graduate Admissions

31 Reads Way | New Castle, DE 19720
(302) 356-INFO (4636)

 wilmu.edu

 1-877-967-5464



WILMINGTON
UNIVERSITY

application for graduate admission

It's easy to fill out this application online!
Visit: wilmu.edu/ApplyOnline 

Wilmington University is fully accredited by the Middle States Association of Colleges and Secondary Schools. Wilmington University admits students of any race, creed, and national or ethnic origin. Return this application with a check made payable to Wilmington University for the non-refundable **application fee of \$35**. Information for all sites concerning campus security programs, recommended personal safety practices, the authority of University Safety Officers, campus disciplinary procedures, and campus crime statistics for the most recent three year period can be found online at wilmu.edu/Security or may be requested from University Safety at (302) 356-6921.

admissions information

Today's Date _____

Social Security Number _____ Date of Birth (MM/DD/YYYY) _____

Name _____
First Middle Last/Family

Other name which may appear on transcripts: _____

U.S. Address _____
Number and Street Apartment No.

City State Zip Code

Home Phone Cell Phone Email Address

Emergency Contact _____ Relationship _____ Phone Number () _____

Have you ever been convicted of a felony? Yes No *If yes, please attach a description outlining the type of offense, the circumstances of the offense, and the date you were convicted. Any student accused of a felony, misdemeanor, or DUI offense while attending Wilmington University must report it to the Vice President of Student Affairs within seventy-two (72) hours of arrest or being charged.*

Do you have any pending charges? Yes No *If yes, please provide the following in a typed document: type of offense, circumstances, date, county, state, and jurisdiction of the offense.*

Expected Entrance Term Fall I Fall II Spring I Spring II Summer I Summer II

Expected Entrance Year 2013 2014

Initial Status New Student Transfer Return After One Year Re-Entry (Graduate of Wilmington University)
 Certification Only Continuing Education (non degree-seeking)

Enrollment Type Full-Time Part-Time

Previously Applied Yes No **Previously Attended** Yes No

Access Location **DELAWARE** Wilson Graduate Center Brandywine Dover Dover Air Force Base Georgetown Middletown
NEW JERSEY Burlington County College Cumberland County College Joint Base McGuire-Dix-Lakehurst
MARYLAND Cecil College
 Online

Attendance Type Day Evening Day and Evening Online Other:

Gender Male Female

Military Status Active Duty National Guard Reserves Veteran Not Applicable

Military Branch Air Force Army Coast Guard Marine Corps Navy

Employment Status Full-Time Part-Time Self-Employed Unemployed Other:

Ethnicity

- Hispanic of any race
- Nonresident Alien

For Non-Hispanics Only

- American Indian or Alaskan Native
- Asian
- Black or African American
- Native Hawaiian or Other Pacific Islander
- White
- Two or more races
- Race & Ethnicity Unknown

Are you a citizen of the United States? Yes No If No, complete the information below.

Residency Status Permanent Resident/Green Card Holder (submit copy)

All International Students must comply with the Bureau of Citizenship and Immigration Services regulations. Please contact the International Student Contact at the Wilson Graduate Center for a complete listing of all materials required for International Student Admissions.

Country of Citizenship

Country of Birth

International Address

Will you require an F-1 visa to study at Wilmington University? Yes No

Are you transferring from another college in the United States? Yes No

What type of visa do you have?

- F-1 (Student in Academic Program)
- F-2 (Spouse or Child of F-1)
- J-1 (Exchange Student)
- H-1 (Temporary Worker)
- H-4 (Spouse or Child of H-1)
- A-1 (Ambassador, Diplomat or Immediate Family)
- A-2 (Foreign Government Official or Immediate Family)
- B-2 (Business Visitor)
- R-1 (Religious Worker)
- R-2 (Spouse or Child of R-1)
- Other

Do you plan to apply for Financial Aid? Yes No

If yes, please visit www.wilmu.edu/FinancialAid for Financial Aid support and planning.

previous academic information

List all colleges/universities previously attended. List undergraduate experience first, then graduate. Please list professional schools and certifications last. Please have official transcripts from all institutions listed below forwarded directly from the school to Wilmington University.

INSTITUTION	CITY/STATE	DATES ATTENDED	CREDITS EARNED	DEGREE EARNED
1.				
2.				
3.				
4.				

Academic Awards

Have you ever been suspended or dismissed from any college/university? Yes No







If yes, please describe

program of study (select one)

- Non-Degree

BUSINESS








Master of Business Administration (M.B.A.)

- Business Administration 
- MBA: Accounting
- MBA: Environmental Sustainability 
- MBA: Finance
- MBA: Health Care Administration 
- MBA: Homeland Security 
- MBA: Management Information Systems 
- MBA: Marketing Management
- MBA: Organizational Leadership 

Master of Science (M.S.)

- Accounting

Master of Science in Management (M.S.M.)

- Management 
- Management: Health Care Administration 
- Management: Homeland Security 
- Management: Human Resource Management 
- Management: Management Information Systems
- Management: Marketing Management 
- Management: Military Leadership
- Management: Organizational Leadership 
- Management: Public Administration
- Management: Sports Management 

Doctor of Business Administration (D.B.A.)

- Business Administration 

Certificate of Advanced Study











- Finance
- Management Information Systems

EDUCATION

Master of Arts in Teaching (M.A.T.)

- Secondary Teaching: Grades 7–12
- Secondary Teaching: Grades 7–12 (Non-Certified)


Master of Education (M.Ed.)

- Applied Technology in Education 
- Career and Technical Education: Administrative Program 
- Career and Technical Education: Certification Program 
- Career and Technical Education: Instructional Program 
- Elementary Education: Grades K–6
- Elementary Studies (Non-Certified)
- Special Education
- Special Education (Non-Certified)
- Special Education (Administrative)
- ESOL Literacy 
- Instruction: Gifted and Talented 
- Instruction: Teaching and Learning 
- Instruction: Teacher of Reading (Birth–Grade 2) 
- Instruction: Teacher of Reading (Grades 3–6) 
- Instruction: Teacher of Reading (Grades 7–12) 
- Reading
- Reading/ESOL Literacy
- Elementary and Secondary School Counseling
- School Counseling (Non-Certified)
- School Leadership
- Special Education
- Special Education (Non-Certified)
- Special Education (Administrative)
- Course of Study in Education (Non-Degree)

Certificate of Advanced Study

- Applied Technology in Education 
- Advanced Study for School Administration

Doctor of Education (Ed.D.)




- Innovation and Leadership: Educational Leadership
- Innovation and Leadership: Organizational Leadership
- Innovation and Leadership: Higher Education Leadership 

HEALTH PROFESSIONS

RN License # exp.

State


Master of Science in Nursing (M.S.N.)

- Adult/Gerontology Nurse Practitioner
- Family Nurse Practitioner
- Nursing Leadership: Educator 
- Nursing Leadership: Executive Practice 
- Nursing Leadership: Legal Nurse Consultant 

Doctor of Nursing Practice (D.N.P.)

- Nursing Practice

Post-MSN Certificate


- Adult/Gerontology Nurse Practitioner
- Family Nurse Practitioner
- Nursing Educator
- Nursing Executive
- Legal Nurse Consultant 

Dual Degree M.S.N.

- M.S.N. with M.S.M. in Health Care Administration
- M.S.N. with M.B.A. in Health Care Administration

SOCIAL AND BEHAVIORAL SCIENCES

Master of Science (M.S.)



- Administration of Human Services 
- Administration of Justice 
- Administration of Justice: Criminal Behavior 
- Administration of Justice: Homeland Security 
- Administration of Justice: Leadership and Administration 
- Clinical Mental Health Counseling
- Homeland Security: Information Assurance 
- Homeland Security: Organizational Leadership 
- Homeland Security: Safety and Security 
- Homeland Security: Military Leadership

Post-Master's Certificates

- Child and Family Counseling
- Homeland Security 
- Mental Health Counseling

TECHNOLOGY

Master of Science (M.S.)

- Information Systems Technologies: Corporate Training Skills 
- Information Systems Technologies: Information Assurance 
- Information Systems Technologies: Internet and Web Page Design
- Information Systems Technologies: Management and Management Information Systems

 Degree program also available **100% online**

contact and employer information

1.

Current Employer

Telephone

Address

Position

From

To

2.

Previous Employer

Telephone

Address

Position

From

To

survey

Wilmington University wants to help you achieve your educational goals. Your answers to this survey will assist us in understanding our students and their needs and will be kept confidential. Thank you for taking the time to complete this survey.

What is your reason for choosing Wilmington University?

- Location Cost/Affordability Programs
 Other

Has either your mother or father completed a four-year college (bachelor's) degree? Yes No

How many hours per week do you plan to work while attending Wilmington University?

- None 1-10 11-20
 21-30 31-40 41 or more

Do you plan on earning a degree at Wilmington University?

- Yes No

If you do not plan to earn a degree at Wilmington University, please indicate if you are taking courses for:

- Transfer to another institution
 Personal interest/enrichment
 Career exploration
 Specific career-related skills or knowledge
 Other

Of all the colleges you considered, would you describe Wilmington University as your:

- 1st choice 2nd choice 3rd choice
 4th choice or lower

What type of school did you attend most recently before entering Wilmington University?

- High School Vocational/Technical School Other
 2-Year College 4-Year College or University

How do you plan on funding your education at Wilmington University?
(Check all that apply.)

- Parents/Family Employment
 Employer tuition remission Personal Savings
 Scholarships Spouse's Income
 Student Loans (Perkins, Federal Direct, etc.) Social Security Benefits
 Other Loans Veteran's Benefits

Which of the following factors influenced your decision to apply to Wilmington University? (Check all that apply.)

- Academic reputation of the University
 Cost
 Availability of my major
 Availability of financial aid
 Location
 Advice of parents or relatives
 Size
 Advice of high school counselors or teachers
 Open admissions
 Contact with University representatives
 Advice of someone who attends (or attended) the University

How did you first learn about Wilmington University? (Check all that apply.)

- Friend/Relative Alumni
 Guidance Counselor Recruiter
 College Fair or Event Email
 Letter in the Mail Internet Search
 Advertisement
 Billboard Print Ad Television Ad
 Online Ad Radio Ad
 Other _____

1 Submit your WilmU Application for Graduate Admission, including statement of goals, completed and signed, along with the \$35 application fee to the Admissions/site office.

Mail to:
Graduate Admissions
31 Reads Way
New Castle, DE 19720

2 Have official transcripts from all previously attended accredited institutions of higher education sent directly from the institution to the Graduate Admissions Office at the address above.

3 Applicants for the Doctor of Business Administration, Doctor of Education, Doctor of Nursing Practice, M.S. in Clinical Mental Health Counseling, and M.S. in Nursing programs must submit recommendations before consideration for admission.

4 Interview or attend a Program Planning Conference with a Graduate Admissions Associate or Faculty Coordinator.

5 Complete a writing assessment, as defined by the appropriate academic department.

? Questions?
Contact the Office of Graduate Admissions at (302) 356-INFO (4636).

I understand that in the course of my association with Wilmington University, I will be given the opportunity to participate in many college activities, including practicum, internships, field trips, and special events. I hereby agree to assume all risks of injury, loss or damage to my person or property, while engaged in the aforementioned activities or in going to or returning from same.

I understand that Wilmington University has the authority to withdraw my privilege of admission, enrollment, and/or graduation for academic, disciplinary, legal or other reasons deemed sufficient.

I understand that inappropriate, harmful, and/or illegal activity is not permitted on the premises of Wilmington University. I give Wilmington University permission to define such behavior. Such behavior will be addressed at the discretion of Wilmington University and, if deemed necessary, be reported to legal authorities, employers, and/or professional organizations. I understand that this type of behavior may result in immediate expulsion.

I understand that it is my responsibility to read and comply with the policies and procedures outlined in the Wilmington University Student Handbook. To download a copy of the Wilmington University student handbook visit wilmu.edu/studentlife/handbook.

In accordance with the Family Educational Rights and Privacy Act, students have the following rights: 1) Right to inspect and review student's record; 2) Right to seek amendments to record; 3) Right to consent to disclosure; and 4) Right to file a complaint. These four rights are fully defined in the University catalog and/or on the University website.

Wilmington University is authorized to disclose student information without consent when information is designated as "Directory Information" in the following situations: to school officials with legitimate educational interest; to an alleged victim of a crime of violence; to officials of another institution where students seek to enroll; when Comptroller General of the United States, Secretary of Education, and/or state or local educational authorities requests student information; in connection with financial aid for which student has applied; to accrediting agencies; to comply with judicial order or subpoena; and in connection with a health or safety emergency. For a complete list of the items that are considered "Directory Information" please consult the University catalog or the University website.

Please note that all applicants for the College of Education, if accepted, will be required, pursuant to Delaware law, to submit to a federal and state criminal background check and a Child Protection (Abuse) Registry check prior to any student teaching placement. Negative or adverse criminal history or listing on any such registry may cause the student to be denied a student teaching placement. A student teaching placement is one of the necessary requirements for an Education Certificate. Your agreement to this application acknowledges that you are aware of and understand this condition.

We, the signatories to this application, understand the financial obligations associated with the admission to and enrollment in Wilmington University and assume responsibility for full payment of all fees. We understand the University's withdrawal and refunds policy.

I have enclosed the required non-refundable **application fee of \$35**.

I agree and authorize Wilmington University to publish, for public relations purposes, any photograph(s) in which I appear. I agree that all of the information provided above has been answered fully and correctly. Omission or falsification of information may be grounds for dismissal.

Date

Applicant's Signature

Parent/Guardian Signature (if applicant is a minor)

